

# Voll Studentby - House A to T

## For your safety! Fire Safety Information

### This Building is Equipped with:

- Fire Alarm System; In case of fire, an alarm will sound in the entire building.
- Fire extinguisher and fire blanket are located in the apartments.
- Walls and doors toward the staircase and between apartments are fire barriers that limit smoke and fire from spreading. Do not block the doors in open position.
- If a fire occurs, closed doors and windows will prevent spread of smoke and fire.
- Apartments with access to only one staircase is reachable with the fire brigade's sky lift. If smoke in the stairwells; open the window in the common living room, or another window visible from the road/parking lot, and call for attention.

### Staircase

The staircase is a fire escape. Keep doors to the staircase closed. Do not use the staircase for storage, nor temporarily placement, as it involves both a fire hazard and may hinder escape and rescue.

### Fire Alarm Systems

There are smoke detectors in all bedrooms and in common areas. If smoke in the apartment, alarm will sound in the affected apartment. Press the reset button within 2 min (press for 1 sec) to avoid alarming throughout the building and security staff (e.g. when frying, cooking etc.). Check if there is a fire situation, if so start evacuation and press the fire alarm button



to alert the entire building.

Ventilate the room (open windows), if not alarm will sound again.

**Read instruction by the reset unit.**

If you should do something that will create a lot of smoke (cooking/frying) the system can be silenced for 30 min in advance. Press the reset key for 5 seconds (indicator will flash orange).

**Important! The smoke detector must not be covered.**

**If the smoke detector is dismantled, it will lead to an emergency response from a technician. The tenant responsible will have to cover the cost.**

## Extinguishers

- Make yourself familiar with where to find, and how to use fire extinguisher (water) and fire blanket. See information on equipment.
- Attempt to extinguish quickly.
- Do not use the extinguisher for fun.

## Some Information for Fire Extinguishing

Exercise caution – do not take unnecessary risks.

Remember that fire smoke is highly toxic.

### Fire Blanket


It can be of the most advantage to use a fire blanket (or other thick blanket, like a wool blanket - not acrylic) for most fires.



### Fire Extinguisher

When using the extinguisher, remember:


- you must be fairly close to the fire.
- point the water to the burning surface, not the flames.



## Water

Water is effective against most fires, but **never** use water in:

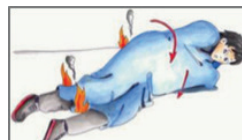
- burning fat / lard / oil
- tea-light candles (liquid)



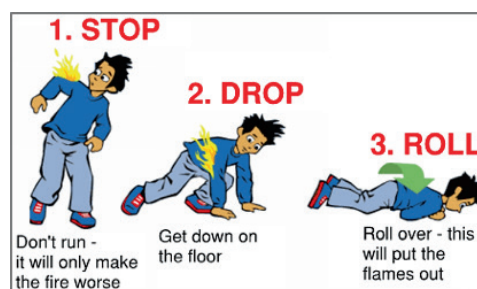
Water in burning oil cause flash fire/ deflagration.

## Fire in Clothing

Use water or fire blanket (or a wool blanket - not acrylic) to wrap the person.




Protect the face - Fire spreads upward, so lie the person concerned down. It is most effective to lie down and roll around until flames extinguish.



## Fire in Connection with Cooking

- Use lids, fire blanket or something else to smother any fire that occurs.
- Turn off the heat. If possible, remove the pan.
- Do not open lid / fire blanket before it has cooled, as the fire could reignite.
- Do not use water in oil / grease / fat.



## First Aid Treatment of Burns

- Stay calm. Cool the burn immediately in cold water for 10-30 minutes.
- The skin on the burnt area may swell, so take off tight belt, jewelry etc.
- If burnt clothing is stuck to the skin, do not try to remove it.
- Cover the burn area with clean cloth (like bandage or cotton bedding) to keep the area clean and to prevent infection until a doctor have treated the injury.
- Remember that large / deep burns always should be treated by a doctor.

# Evacuation - Fire Safety Instructions

## Familiarize

- Your emergency exits.
- Access to one stairwell is an approved solution.
- Fire departments will use sky lift if smoke in stairwell (see description below).
- Location and use of fire safety equipment.
- Meeting place during fire alarm; Parking lot.

## If You Discover Fire

Save anyone in danger.

Try to extinguish the fire, but do not risk injury.

Alert others - Shout and knock on doors.

Press the fire alarm button, if there is no alarm sound.

Call the fire department by phone 110.

## In the Event of Fire / Fire Alarm

Close windows and doors.

Leave the building immediately.

Do not stop to retrieve personal belongings.

Help people who need assistance.

Go to the meeting place.

Notify if you know the place / cause for alarm.

Inform rescue personnel if you miss someone.

## If Smoke in Stairway

Return and stay in the room / apartment. Close doors.

Open window and call upon the fire department's attention.



For more Information about fire safety:

[www.sikkerhverdag.no/brann/](http://www.sikkerhverdag.no/brann/)

